


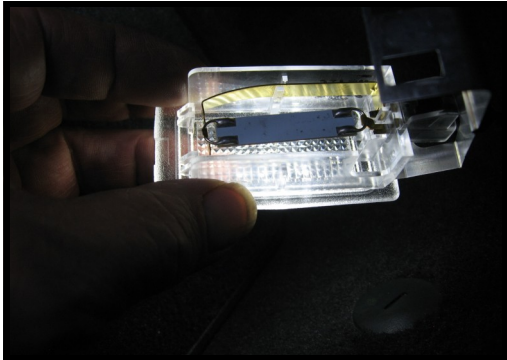
C6 REAR COMPARTMENT L.E.D.'S




Remove the rear compartment lamps from the carpet.



Remove the bulb shield by un-latching it from these 2 plastic tabs.



Un-hook the 2 wire loops from the end on the factory bulbs. (careful, they may still be hot). Remove the bulbs. Install the new led bulbs and test. Led bulbs are polarity sensitive so if they don't light, swap ends and re-test. Be sure to face the leds toward the clear lens and not toward the metal shield. Make sure interior lights haven't timed out which they may do after about 15 minutes.



Replace bulb shields and plug factory connector back in. Re-install housing into carpet. Repeat process for both bulbs and enjoy the new lights!

